
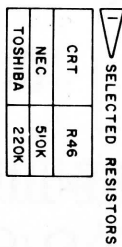
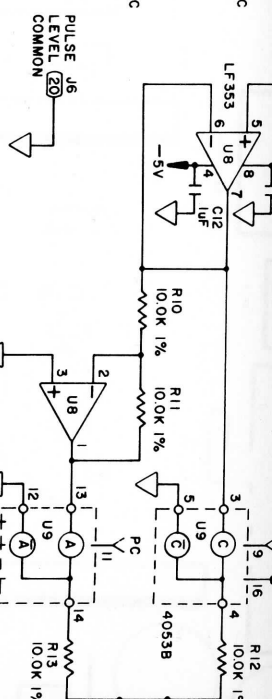
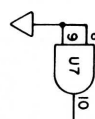
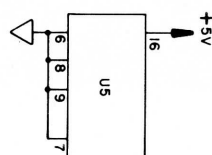


1. ALL CAPACITORS ARE IN MICROFARADS.
2. ALL RESISTORS ARE IN OHMS AND ARE $\frac{1}{4}$ W, 5%.
3. ALL DIODES ARE IN914.
4.  POWER XFMR CONNECTOR J7 $\frac{1}{2}$ P7.
5.  CRT CONNECTOR J8 $\frac{1}{2}$ P8.



Note: All references are to the Main Text.